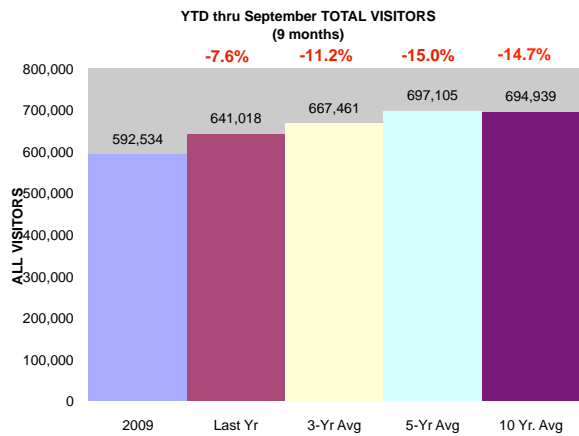
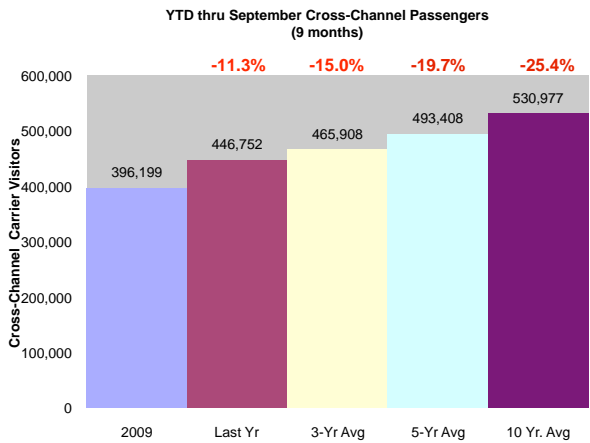
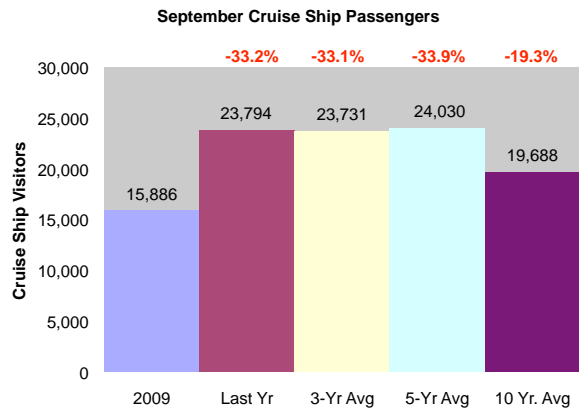
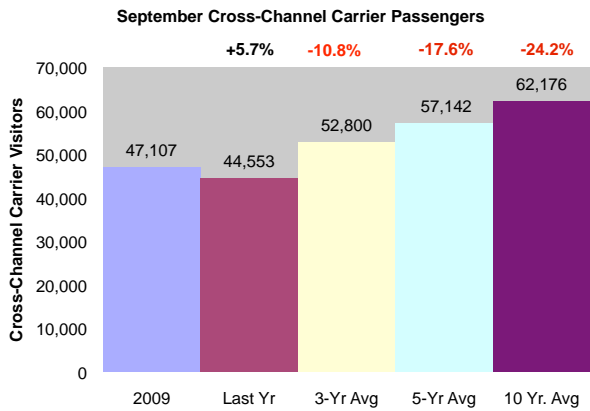




**Catalina Island Chamber of Commerce & Visitors Bureau
Visitor Statistics through September 2009**

	2009	Last Yr	% Chng	PREVIOUS					
				3-Yr Avg	% Chng	5-Yr Avg	% Chng	10 Yr. Avg	% Chng
September Cross-Channel	47,107	44,553	5.7%	52,800	-10.8%	57,142	-17.6%	62,176	-24.2%
September Cruise Ships	15,886	23,794	-33.2%	23,731	-33.1%	24,030	-33.9%	19,688	-19.3%
September TOTAL	62,993	68,347	-7.8%	76,531	-17.7%	81,172	-22.4%	81,864	-23.1%
	2009	Last Yr	% Chng	PREVIOUS					
				3-Yr Avg	% Chng	5-Yr Avg	% Chng	10 Yr. Avg	% Chng
YTD thru September Cross-Channel	396,199	446,752	-11.3%	465,908	-15.0%	493,408	-19.7%	530,977	-25.4%
YTD thru September Cruise Ships	196,335	194,266	1.1%	201,552	-2.6%	203,697	-3.6%	163,962	19.7%
YTD TOTAL thru September	592,534	641,018	-7.6%	667,461	-11.2%	697,105	-15.0%	694,939	-14.7%



Monthly Visitor Count Report

	1981	1989	1990	1991	1992	1993	1994	1995	1996	1997	1998	1999	2000	2001	2002	2003	2004	2005	2006	2007	2008	2009	% Chng
CROSS-CHANNEL CARRIER PASSENGER COUNTS (Catalina Express, Catalina Passenger Service, Catalina-Marina Del Rey Flyer)																							
JANUARY	18,741	16,756	17,460	18,617	18,223	13,975	19,780	10,585	20,683	17,964	18,753	24,862	24,416	21,516	22,604	26,065	24,570	16,884	20,592	19,098	15,650	18,859	20.5%
FEBRUARY	22,971	21,534	22,076	29,366	23,314	20,141	22,691	24,813	25,140	30,140	15,517	29,004	24,958	23,071	31,074	29,328	30,469	22,690	29,081	25,705	23,527	20,080	-14.7%
MARCH	25,822	41,933	39,615	34,690	30,918	35,651	37,329	33,597	43,880	52,982	28,737	38,565	42,231	38,971	45,141	38,123	42,339	40,500	31,685	39,585	41,301	30,342	-26.5%
APRIL	45,318	51,275	53,646	47,417	53,178	53,347	46,877	52,548	55,707	53,785	45,869	45,888	63,572	49,738	48,233	47,043	53,890	45,560	44,328	44,252	38,932	37,814	-2.9%
MAY	63,493	61,836	65,955	67,254	64,917	63,645	55,701	55,637	67,863	73,288	63,319	62,913	69,358	61,823	59,276	57,292	66,719	55,353	52,739	42,242	49,033	45,713	-6.8%
JUNE	91,194	73,995	81,212	76,629	70,242	64,152	74,084	69,628	78,938	76,965	75,179	80,181	88,446	80,254	78,848	68,193	70,173	66,779	68,344	58,497	60,921	48,245	-20.8%
JULY	140,905	110,009	109,460	97,344	94,021	87,417	101,933	105,846	98,058	100,307	104,887	108,692	117,097	104,092	100,108	101,676	102,597	98,991	97,025	83,644	81,645	72,367	-11.4%
AUGUST	159,888	115,594	121,064	110,918	109,795	94,731	109,876	115,247	112,889	116,155	120,331	119,053	114,466	106,526	107,805	106,185	105,841	98,649	93,445	86,865	91,190	75,672	-17.0%
SEPTEMBER	95,692	72,484	77,888	65,420	68,461	60,128	74,156	78,320	67,904	60,151	69,114	76,851	75,151	60,076	63,610	60,358	65,724	61,588	60,372	53,474	44,553	47,107	5.7%
OCTOBER	44,087	43,296	50,197	49,774	48,570	45,281	50,544	50,109	46,947	48,263	53,809	59,803	50,678	45,002	44,245	49,308	45,273	43,521	41,831	37,597	34,710		
NOVEMBER	34,097	32,971	35,046	33,412	31,642	29,545	28,748	31,789	36,075	30,704	34,093	38,117	36,087	32,030	34,334	33,001	30,019	35,410	32,458	30,382	26,819		
DECEMBER	27,712	25,277	22,889	17,957	17,593	21,000	24,117	24,313	22,163	21,063	27,351	32,175	32,874	26,021	25,649	25,232	23,248	26,336	24,266	23,761	19,366		
Year-to-Date	664,024	565,416	588,376	547,655	533,069	493,187	542,427	546,221	571,062	581,737	541,706	586,009	619,695	546,067	556,699	534,263	562,322	506,994	497,611	453,362	446,752	396,199	-11.3%
TOTAL	769,920	666,960	696,508	648,798	630,874	589,013	645,836	652,432	676,247	681,767	656,959	716,104	739,334	649,120	660,927	641,804	660,862	612,261	596,166	545,102	527,647		
% Change	Benchmark		4%	-7%	-3%	-7%	10%	1%	3.7%	0.8%	-3.6%	9.0%	3.2%	-12.2%	1.8%	-2.9%	3.0%	-7.4%	-2.6%	-8.6%	-3.2%		
CRUISE SHIP PASSENGER COUNTS (Royal Caribbean's Monarch of the Seas & Carnival's Paradise)																							
JANUARY		5,444	8,132	7,149	13,459	10,139	9,204	1,038	13,871	6,454	5,111	4,804	9,246	13,720	11,932	8,792	15,312	14,410	24,294	23,285	20,878	8,981	-57.0%
FEBRUARY		8,638	9,704	10,322	15,008	9,346	7,527	4,117	12,786	8,830	8,052	8,462	12,074	10,626	6,436	6,426	17,702	18,819	22,927	16,179	18,587	13,716	-26.2%
MARCH		11,935	12,486	10,854	16,448	10,674	13,969	4,819	13,551	13,010	12,136	14,175	14,517	13,338	9,274	11,625	26,926	26,802	28,362	14,618	20,281	19,908	-1.8%
APRIL		12,904	11,202	11,855	18,515	10,674	10,595	6,497	14,796	15,442	14,655	11,618	13,262	13,489	11,370	20,101	26,691	26,995	30,373	17,615	24,842	19,040	-23.4%
MAY		13,185	12,878	5,990	17,818	11,508	11,053	6,518	11,234	12,186	11,700	12,986	16,028	18,209	11,531	11,951	21,645	28,703	26,890	23,788	19,051	51,141	168.4%
JUNE		12,276	13,646	9,856	15,757	12,907	11,544	13,388	13,546	13,675	16,005	17,756	14,346	17,316	10,123	17,750	26,260	23,221	20,300	20,463	19,635	35,062	78.6%
JULY		14,326	13,449	15,493	19,252	12,985	13,741	14,351	17,511	17,873	15,932	14,094	14,434	20,259	12,933	25,796	21,063	20,719	20,902	23,353	26,148	16,286	-37.7%
AUGUST		14,352	13,690	22,207	21,992	15,096	16,400	17,863	14,442	14,566	14,663	14,592	19,651	10,388	21,030	23,537	26,065	26,032	23,611	21,050	16,315	-22.5%	
SEPTEMBER		13,950	12,725	12,898	18,581	9,622	9,607	13,813	10,890	15,719	16,279	14,532	12,642	16,301	10,717	22,537	24,077	24,881	22,655	24,744	23,794	15,886	-33.2%
OCTOBER		11,955	11,507	18,763	20,233	11,147	11,830	14,294	13,267	12,293	12,626	12,543	13,803	15,070	20,115	34,145	32,900	34,973	23,044	23,401	20,371		
NOVEMBER		10,063	10,410	14,208	17,398	11,199	11,655	11,525	11,972	11,993	11,714	12,155	13,362	14,751	16,320	20,451	28,276	22,500	21,457	20,592	9,244		
DECEMBER		8,702	11,824	15,218	16,914	11,574	13,851	11,700	15,000	8,714	7,313	7,096	10,944	15,645	11,379	23,760	20,090	25,612	22,324	19,095	4,662		
Year-to-Date		107,010	107,912	106,624	156,830	102,951	103,640	82,404	122,627	117,755	114,533	113,019	124,491	142,909	94,704	146,008	203,213	210,615	222,735	187,656	194,266	196,335	1.1%
TOTAL		137,730	141,653	154,813	211,375	136,871	140,976	119,923	162,866	150,755	146,186	144,813	162,600	188,375	142,518	224,364	284,479	293,700	289,560	250,744	228,543		
% of Total Visitors:		17%	17%	19%	25%	19%	18%	16%	19%	18%	18%	17%	18%	22%	18%	26%	30%	32%	33%	32%	30%		
% Change		3%	9%	37%	-35%	3%	-15%	35.8%	-7.4%	-3.0%	-0.9%	12.3%	15.9%	-24.3%	57.4%	26.8%	3.2%	-1.4%	-13.4%				
Combined 1 Month Totals		86,434	90,613	78,318	87,042	69,750	83,763	92,133	78,794	75,870	85,393	91,383	87,793	76,377	74,327	82,895	89,801	86,469	83,027	78,218	68,347	62,993	-7.8%
YEAR-TO-DATE TOTALS		672,426	696,288	654,279	689,899	596,138	646,067	628,625	693,689	699,492	656,239	699,028	744,186	688,976	651,403	680,271	765,535	717,609	720,346	641,018	641,018	592,534	-7.6%
GRAND TOTAL		804,690	838,161	803,611	842,249	725,884	786,812	772,355	839,113	832,522	803,145	860,917	901,934	837,495	803,445	866,168	945,341	905,961	885,726	795,846	756,190		
			4.2%	-4.1%	4.8%	-13.8%	8.4%	-1.8%	8.6%	-0.8%	-3.5%	7.2%	4.8%	-7.1%	-4.1%	7.8%	9.1%	-4.2%	-2.2%	-10.1%	-5.0%		