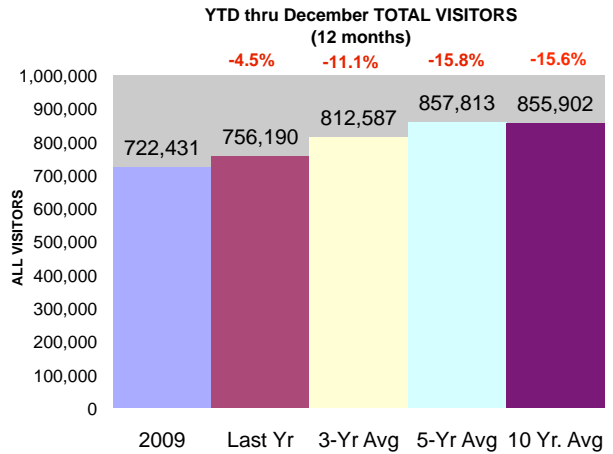
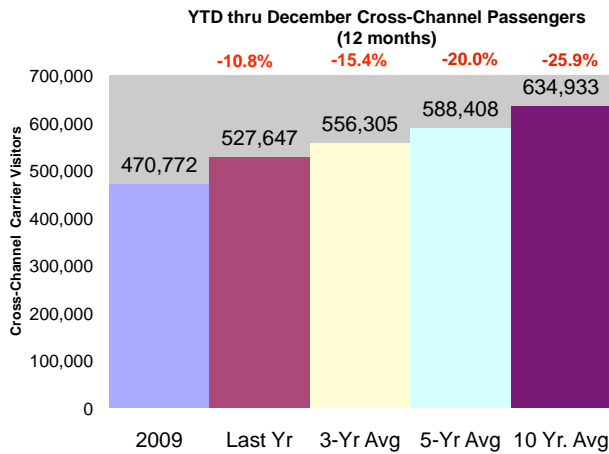
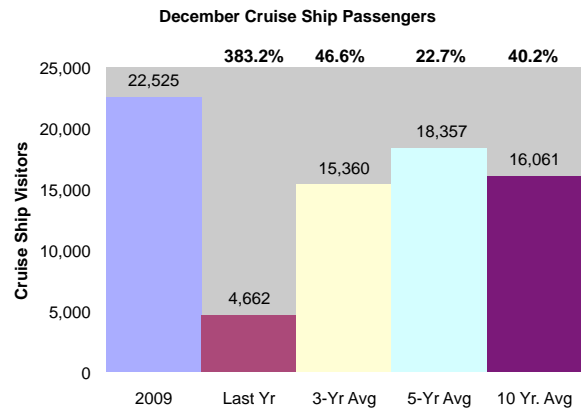
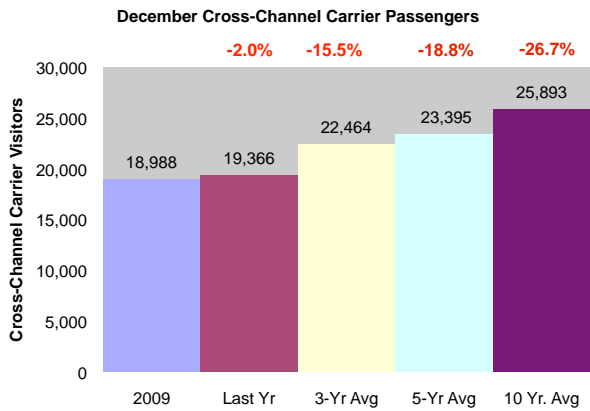




**Catalina Island Chamber of Commerce & Visitors Bureau
Visitor Statistics through December 2009**

	2009	Last Yr	% Chng	PREVIOUS					
				3-Yr Avg	% Chng	5-Yr Avg	% Chng	10 Yr. Avg	% Chng
December Cross-Channel	18,988	19,366	-2.0%	22,464	-15.5%	23,395	-18.8%	25,893	-26.7%
December Cruise Ships	22,525	4,662	383.2%	15,360	46.6%	18,357	22.7%	16,061	40.2%
December TOTAL	41,513	24,028	72.8%	37,825	9.8%	41,752	-0.6%	41,954	-1.0%
	2009	Last Yr	% Chng	PREVIOUS					
				3-Yr Avg	% Chng	5-Yr Avg	% Chng	10 Yr. Avg	% Chng
YTD thru December Cross-Channel	470,772	527,647	-10.8%	556,305	-15.4%	588,408	-20.0%	634,933	-25.9%
YTD thru December Cruise Ships	251,659	228,543	10.1%	256,282	-1.8%	269,405	-6.6%	220,970	13.9%
YTD TOTAL thru December	722,431	756,190	-4.5%	812,587	-11.1%	857,813	-15.8%	855,902	-15.6%



Monthly Visitor Count Report

	1981	1989	1990	1991	1992	1993	1994	1995	1996	1997	1998	1999	2000	2001	2002	2003	2004	2005	2006	2007	2008	2009	% Chng
CROSS-CHANNEL CARRIER PASSENGER COUNTS (Catalina Express, Catalina Passenger Service, Catalina-Marina Del Rey Flyer)																							
JANUARY	18,741	16,756	17,460	18,617	18,223	13,975	19,780	10,585	20,683	17,964	18,753	24,862	24,416	21,516	22,604	26,065	24,570	16,884	20,592	19,098	15,650	18,859	20.5%
FEBRUARY	22,971	21,534	22,076	29,366	23,314	20,141	22,691	24,813	25,140	30,140	15,517	29,004	24,958	23,071	31,074	29,328	30,469	22,690	29,081	25,705	23,527	20,080	20.8%
MARCH	25,822	41,933	39,615	34,690	30,918	35,651	37,329	33,597	43,880	52,982	28,737	38,565	42,231	38,971	45,141	38,123	42,339	40,500	31,685	39,585	41,301	30,342	30.3%
APRIL	45,318	51,275	53,646	47,417	53,178	53,347	46,877	52,548	55,707	53,785	45,869	45,888	63,572	49,738	48,233	47,043	53,890	45,560	44,328	44,252	38,932	37,814	37.8%
MAY	63,493	61,836	65,955	67,254	64,917	63,645	55,701	55,637	67,863	73,288	63,319	62,913	69,358	61,823	59,276	57,292	66,719	55,353	52,739	42,242	49,033	45,713	45.7%
JUNE	91,194	73,995	81,212	76,629	70,242	64,152	74,084	69,628	78,938	76,965	75,179	80,181	88,446	80,254	78,848	68,193	70,173	66,779	68,344	58,497	60,921	48,245	48.2%
JULY	140,905	110,009	109,460	97,344	94,021	87,417	101,933	105,846	98,058	100,307	104,887	108,692	117,097	104,092	100,108	101,676	102,597	98,991	97,025	83,644	81,645	72,367	72.3%
AUGUST	159,888	115,594	121,064	110,918	109,795	94,731	109,876	115,247	112,889	116,155	120,331	119,053	114,466	106,526	107,805	106,185	105,841	98,649	93,445	86,865	91,190	75,672	75.7%
SEPTEMBER	95,692	72,484	77,888	65,420	68,461	60,128	74,156	78,320	67,904	60,151	69,114	76,851	75,151	60,076	63,610	60,358	65,724	61,588	60,372	53,474	44,553	47,107	47.1%
OCTOBER	44,087	43,296	50,197	49,774	48,570	45,281	50,544	50,109	46,947	48,263	53,809	59,803	50,678	45,002	44,245	49,308	45,273	43,521	41,831	37,597	34,710	31,323	31.3%
NOVEMBER	34,097	32,971	35,046	33,412	31,642	29,545	28,748	31,789	36,075	30,704	34,093	38,117	36,087	32,030	34,334	33,001	30,019	35,410	32,458	30,382	26,819	24,262	24.3%
DECEMBER	27,712	25,277	22,889	17,957	17,593	21,000	24,117	24,313	22,163	21,063	27,351	32,175	32,874	26,021	25,649	25,232	23,248	26,336	24,266	23,761	19,366	18,988	18.9%
Year-to-Date	769,920	666,960	696,508	648,798	630,874	589,013	645,836	652,432	676,247	681,767	656,959	716,104	739,334	649,120	660,927	641,804	660,862	612,261	596,166	545,102	527,647	470,772	-10.8%
TOTAL	769,920	666,960	696,508	648,798	630,874	589,013	645,836	652,432	676,247	681,767	656,959	716,104	739,334	649,120	660,927	641,804	660,862	612,261	596,166	545,102	527,647	470,772	
% Change	Benchmark	4%	-7%	-3%	-7%	1%	3.7%	0.8%	-3.6%	9.0%	3.2%	-12.2%	1.8%	-2.9%	3.0%	-7.4%	-2.6%	-8.6%	-3.2%	-10.8%			
CRUISE SHIP PASSENGER COUNTS (Royal Caribbean's Monarch of the Seas & Carnival's Paradise)																							
JANUARY	5,444	8,132	7,149	13,459	10,139	9,204	1,038	13,871	6,454	5,111	4,804	9,246	13,720	11,932	8,792	15,312	14,410	24,294	23,285	20,878	8,981	8.9%	
FEBRUARY	8,638	9,704	10,322	15,008	9,346	7,527	4,117	12,786	8,830	8,052	8,462	12,074	10,626	6,436	6,426	17,702	18,819	22,927	16,179	18,587	13,716	13.7%	
MARCH	11,935	12,486	10,854	16,448	10,674	13,969	4,819	13,551	13,010	12,136	14,175	14,517	13,338	9,274	11,625	26,926	26,802	28,362	14,618	20,281	19,908	19.9%	
APRIL	12,904	11,202	11,855	18,515	10,674	10,595	6,497	14,796	15,442	14,655	11,618	13,262	13,489	11,370	20,101	26,691	26,995	30,373	17,615	24,842	19,040	19.0%	
MAY	13,185	12,878	5,990	17,818	11,508	11,053	6,518	11,234	12,186	11,700	12,986	16,028	18,209	11,531	11,951	21,645	28,703	26,890	23,788	19,051	51,141	51.1%	
JUNE	12,276	13,646	9,856	15,757	12,907	11,544	13,388	13,546	13,675	16,005	17,756	14,346	17,316	10,123	17,750	26,260	23,221	20,300	20,463	19,635	35,062	35.1%	
JULY	14,326	13,449	15,493	19,252	12,985	13,741	14,351	17,511	17,873	15,932	14,094	14,434	20,259	12,933	25,796	21,063	20,719	20,902	23,353	26,148	16,286	16.3%	
AUGUST	14,352	13,690	22,207	21,992	15,096	16,400	17,863	14,442	14,566	14,663	14,592	17,942	19,651	10,388	21,030	23,537	26,065	26,032	23,611	21,050	16,315	16.3%	
SEPTEMBER	13,950	12,725	12,898	18,581	9,622	9,607	13,813	10,890	15,719	16,279	14,532	12,642	16,301	10,717	22,537	24,077	24,881	22,655	24,744	23,794	15,886	15.9%	
OCTOBER	11,955	11,507	18,763	20,233	11,147	11,830	14,294	13,267	12,293	12,626	12,543	13,803	15,070	20,115	34,145	32,900	34,973	23,044	23,401	20,371	19,758	19.8%	
NOVEMBER	10,063	10,410	14,208	17,398	11,199	11,655	11,525	11,972	11,714	12,155	13,362	14,751	16,320	20,451	28,276	22,500	21,457	20,592	21,457	9,244	13,041	13.0%	
DECEMBER	8,702	11,824	15,218	16,914	11,574	13,851	11,700	15,000	8,714	7,313	7,096	10,944	15,645	11,379	23,760	20,090	25,612	22,324	19,095	4,662	22,525	22.5%	
Year-to-Date	137,730	141,653	154,813	211,375	136,871	140,976	119,923	162,866	150,755	146,186	144,813	162,600	188,375	142,518	224,364	284,479	293,700	289,560	250,744	228,543	251,659	10.1%	
TOTAL	137,730	141,653	154,813	211,375	136,871	140,976	119,923	162,866	150,755	146,186	144,813	162,600	188,375	142,518	224,364	284,479	293,700	289,560	250,744	228,543	251,659		
% of Total Visitors:	17%	17%	19%	25%	19%	18%	16%	19%	18%	17%	18%	18%	22%	18%	26%	30%	32%	33%	32%	30%	35%		
% Change		3%	9%	37%	-35%	3%	-15%	35.8%	-7.4%	-3.0%	-0.9%	12.3%	15.9%	-24.3%	57.4%	26.8%	3.2%	-1.4%	-13.4%	-8.9%	10.1%		
Combined 1 Month Totals	33,979	34,713	33,175	34,507	32,574	37,968	36,013	37,163	29,777	34,664	39,271	43,818	41,666	37,028	48,992	43,338	51,948	46,590	42,856	24,028	41,513	72.8%	
YEAR-TO-DATE TOTALS	804,690	838,161	803,611	842,249	725,884	786,812	772,355	839,113	832,522	803,145	860,917	901,934	837,495	803,445	866,168	945,341	905,961	885,726	795,846	756,190	722,431	-4.5%	
GRAND TOTAL	804,690	838,161	803,611	842,249	725,884	786,812	772,355	839,113	832,522	803,145	860,917	901,934	837,495	803,445	866,168	945,341	905,961	885,726	795,846	756,190	722,431		
		4.2%	-4.1%	4.8%	-13.8%	8.4%	-1.8%	8.6%	-0.8%	-3.5%	7.2%	4.8%	-7.1%	-4.1%	7.8%	9.1%	-4.2%	-2.2%	-10.1%	-5.0%	-4.5%		